

# Activity report 2022

- WHO WE ARE
- WHAT WE DO
- OUR METHOD
- OUR PROJECTS
- HOW WE STARTED
- THE INTERNATIONAL NETWORKS WE ARE PART OF
- COLLABORATIONS

# Who we are

## Presentation

The mission of the **Openpolis Foundation** is to promote **free access** to data and public information, in order to strengthen the culture of **transparency** and **democratic participation**. We gather, analyse and monitor data about power, politics, the economy, territories and local communities, thereby building a public and **open patrimony** which is updated, curated and enriched, day by day. If the figures are missing, we claim access through **campaigns, mobilisations** or **information access requests**.

We believe that it is necessary to **increase public awareness** about the use of data to **strengthen the capacities** of the community and act in their territories. To us, technologies and data are common goods. We think, design, develop and manage ICT platforms to produce useful and quality information, carry out investigations, tell stories and increase public awareness on specific issues.

### Founders:

Vittorio Alvino, Ettore Di Cesare, Guglielmo Celata, Vincenzo Smaldore.

### Co-founders:

Associazione di promozione sociale EtiPubblica, Fondazione per il Cambiamento, Gran Sasso Science Institute e Sergio Galbiati

All information is available on our website.

**Structure - Budget**

## What we do

We provide access to, gather and curate data to tell about the world we live in and to give useful tools to analyse political and social phenomena. For over ten years, first as association and then as foundation, we have been carrying out a number of projects on different topics, based on a **working method** which allows us to build **reliable and verified information systems**.



## Web applications based on open data

The Openpolis Foundation has **technological, projecting and journalistic** competences which allow it to follow the **data supply-chain from beginning to end**. We have always directly **curated** the **planning, design, development, creation** and **maintenance** of all our data management and consultation **platforms**. We use **open source software** that we release with open licenses. Our **objective** is to aggregate information - mainly public information - and perfect it, update it and **return everything to citizens** in understandable and accessible formats.



## Data-driven journalism

Over the years, we understood that gathering and providing data alone would not be sufficient. **We needed to narrate it**. First, our many collaborations with newspapers and press agencies led us to writing **data journalism** reports and dossiers. Then, we developed the **Openpolis online magazine**, where we elaborate figures on a daily basis, to produce **analyses, reports** and **original investigations** in our areas of interest: politics, news, transparency of the public administration, educational poverty, environment, innovation, gender equality, international cooperation and migrants.



## Critical data culture

**Data** is a **crucial part** of our **lives** and our **societies**. The consequences on the quality of democracy are ever more important and numerous. We believe that it is **necessary to increase awareness** about the mechanisms which determine the large extraction of people's data and its exploitation by large web platforms. We give our contribution with publications, campaigns and seminars to point out the problems and the potentialities of the "era of data".



## Civic activism and campaigns

**The independence and autonomy** that characterise our work allowed us to gain the required credibility to be watchdogs for democracy and institutions. **We monitor power** and carry out campaigns to increase the understanding of public decisions and accountability, with initiatives for transparency and civic mobilisation.



## Training in schools

In schools, we have carried out **civic monitoring activities**, because knowing one's territory is the first step to **trigger** any processes of change. We teach students to gather data, recognise the reliability of the sources, elaborate the figures in a dataset, analyse them and make observations about them. Being able to access information and public data with awareness, understanding the need for maximal transparency from institutions, being able to seize the opportunities of analysis and change that data can carry - all this can help them become citizens who actively participate in their community's life and beyond.

**All our activities and initiatives revolve around data: we make it accessible, analyse it, visualise it and provide it to citizens.**

## Data is

Shared

→ **social**

Made available

→ **open data**

Analysed

→ **indicators**

Told

→ **post**

Explained

→ **mini dossier**

Disseminated

→ **newsletter**

Illustrated

→ **infographics**

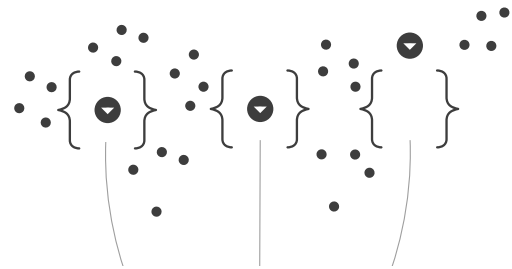
Browsable

→ **web platforms**

## Our method

We follow the **entire data supply-chain** and, in time, we have developed a working method that draws strength from different **data patrimonies** which we have built over the years. Along with our **experience with analysis, process, technologies, and tool construction**, this has allowed us to draw value from data in several different areas. We thereby created an approach, directed towards the **collective interest** and empowering for social subjects, institutions and research bodies.

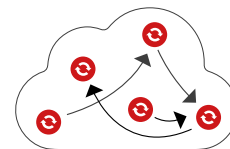
**We extract** data from different sources



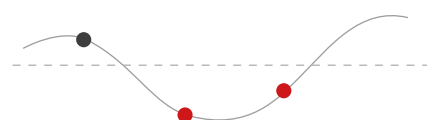
**We gather** it in a single infrastructure



**We link and update** the data



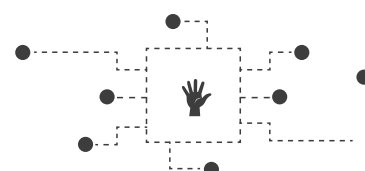
**We analyse and monitor** political and social processes



**We produce and disseminate** original contents and investigations



**We trigger** processes of civic mobilisation and participation



IN 2022

Network

**3,724,954**

users and readers

**2,346,665**

on our 6 web platforms

**1,378,289**

on openpolis.it

IN 2022

Community

**85,253**  
newsletter subscribers

**4,670**  
users registered  
on [openpnrr.it](https://openpnrr.it)

**483**  
subscriptions  
to membership



IN 2022

Relations

with the media

**3,936**

press, TV and radio citations,  
at nation and local level

**2,731**

web

**959**

Press

**246**

TV and radio



## Our projects

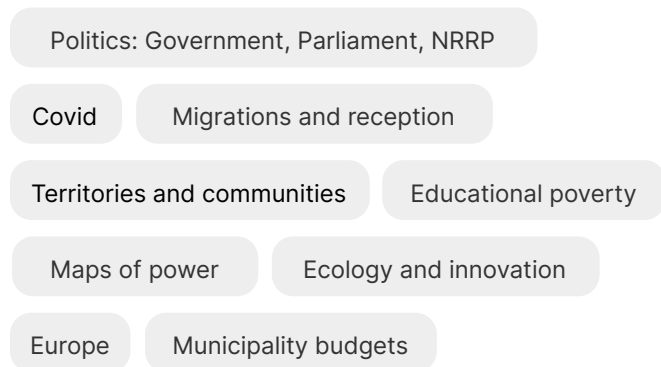
The **initiatives** we carry out and the impact they produce. To us, **impact** means understanding the use of **what we do**, what **results** it leads to, **what it changes** in the collective reality and in which way we can assess all of this and narrate it. It means monitoring our **areas of intervention** constantly.

# Openpolis web magazine

We investigate and monitor politics, the economy and society through data journalism.

**Web platform**  
[openpolis.it](https://openpolis.it)

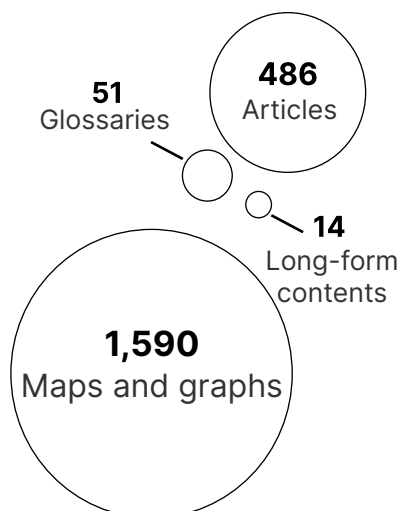
## Topics



## Published in 2022

# 2,141

Original contents, of which



# OpenPNRR

Our first free monitoring initiative, dedicated to the key aspects of the National Recovery and Resilience Plan.

## Web platform

[openpnrr.it](https://openpnrr.it)


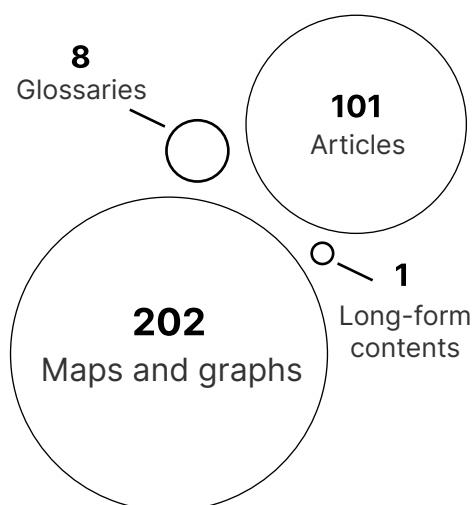
## Figures

9 databases about missions, components, measures, deadlines, organisations, territories, themes, priorities, NRRP tenders.

## Data journalism publications

**312**

Original contents, of which



## Community

**4,676**

openpnrr.it subscribers

## Advocacy

**1** FOIA request, through which we have obtained a significant release of data from the Government, containing all NRRP deadlines, including the Italian ones

## Media relations

**838** press, TV and radio citations, at national and local level

# Openparlamento

The application that monitors parliamentary works since 2009, soon in a whole new version for the current parliamentary term.

## Web platform

openparlamento.it

XVI term (2008-2013)

XVII term (2013-2018)

XVIII term (2018-2022)

XIX term **UPCOMING**



## Figures

Over 300 thousand Parliament acts.

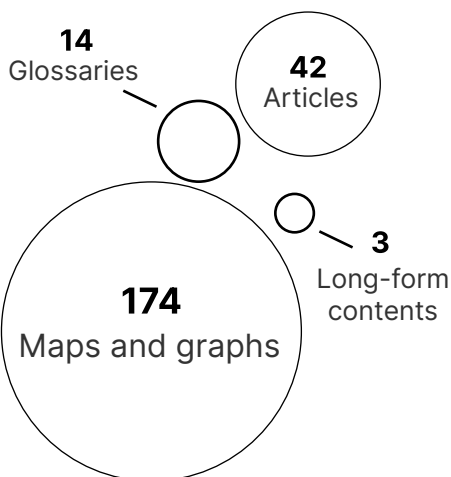
Over 60 thousand votes.

Activities of each PM from 2008 to 2022

## Data journalism publications

**233**

Original contents, of which



## Community

**69,115**

Newsletter subscribers

## Media relations

**525** press, TV and radio citations, at national and local level

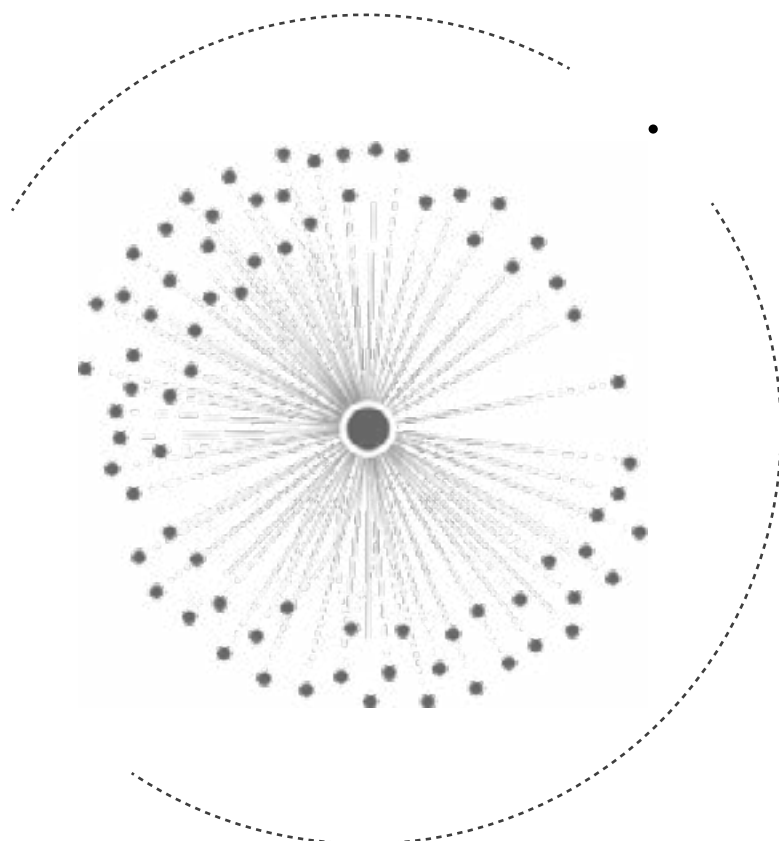
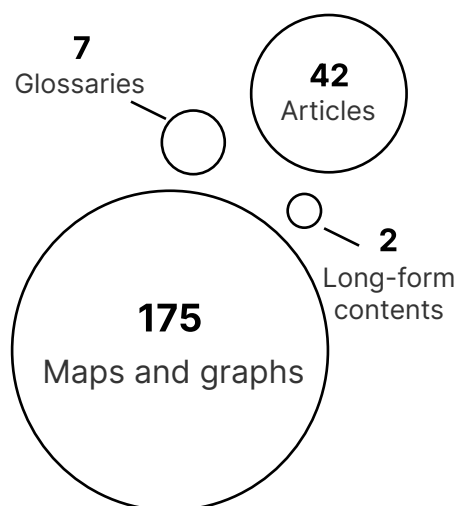
## Maps of power

We analyse the connections between political, economic and administrative power.

### Data journalism publications

**226**

Original contents, of which



### Community

**71,068**

Newsletter subscribers

### Media relations

**3,936** press, TV and radio citations, at national and local level

# Openbilanci

A clear and comprehensive overview of how budgets are managed in Italian municipalities.

**Web platform**  
[openbilanci.it](https://openbilanci.it)

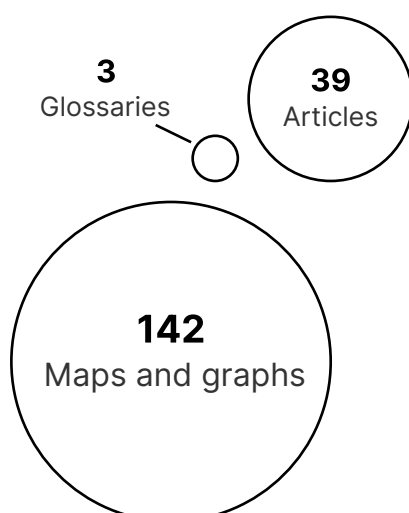
## Figures

Income, expenses and budget indicators for all of the 7,903 Italian municipalities

## Data journalism publications

**184**

Original contents, of which



open**bilanci**  
rendiamoci conto

## Community

**8,688**

Newsletter subscribers

## Media relations

**376** press, TV and radio citations, at national and local level

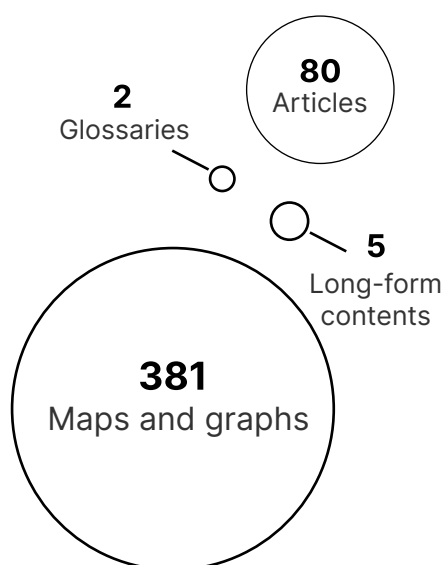
# Educational poverty observatory

Availability and quality of school, culture, sport and social services at municipal level.

## Data journalism publications

**468**

Original contents, of which



## Community

**8,688**

Newsletter subscribers

## Media relations

**376** press, TV and radio

citations, at national and local level



## Hate speech

Users report news and ask questions. Openpolis verifies sources, figures and reference standards.

### Web platforms

[checknews.openpolis.it](https://checknews.openpolis.it)

### Figures

**373**

Reports

**39**

Published articles

**15,000**

Community interactions



# International cooperation and migrants

Development aid, reception, integration, health and food security.

**Web platform**  
[centriditalia.it](http://centriditalia.it)

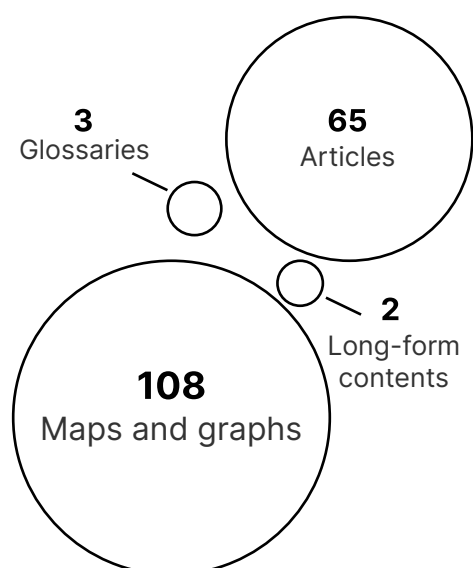
## Figures

Funds dedicated to migrant reception in Italy.  
Migrant reception facilities. International cooperation projects

## Data journalism publications

**178**

Original contents, of which



## Community

**9,087**

Newsletter subscribers

## Advocacy

**4** FOIA requests concerning reception facilities figures. We have asked and ultimately obtained the publication of essential information about migrant reception which was initially inaccessible: a victory that has become a case-law.

# Abruzzo openpolis

Detailed figures for our first territorial observatory, dedicated to the region of Abruzzo.

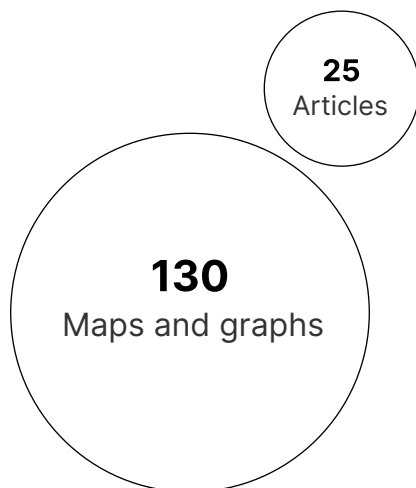
## Web channel

[abruzzo.openpolis.it](http://abruzzo.openpolis.it)

## Data journalism publications

155

Original contents, of which



## Community

496

Newsletter subscribers

## Media relations

543 press, TV and radio citations, at national and local level

## Covid tenders

All the expenses related to the health emergency, through public administration tenders.

### Web platform

[bandicovid.openpolis.it](https://bandicovid.openpolis.it)

### Figures

**20,069**

Tenders

**16.57**

Million euro

**13,203**

Winning companies

### Data journalism publications

One new study per month



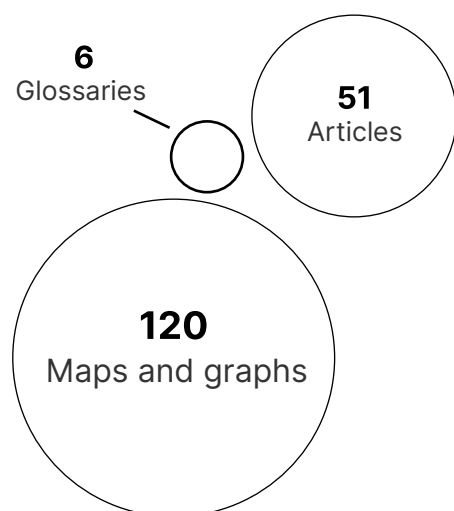
## Ecology and innovation

Italy's position on climate change, the ecological transition, territorial protection and digitalisation.

### Data journalism publications

**177**

Original contents, of which



### Community

**23,656**

Newsletter subscribers

### Media relations

**838** press, TV and radio

citations, at national and local level

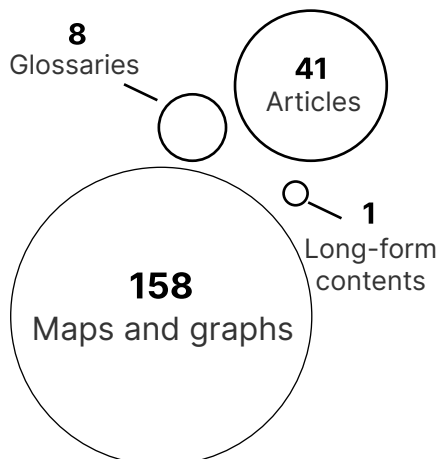
# Europe

Work, socio-economic rights, digitalisation and minimum income in our continent.

## Data journalism publications

**208**

Original contents, of which



## Community

**70,072**

Newsletter subscribers

## Media relations

**250** press, TV and radio

citations, at national and local level

# How we started

We started in 2006 by developing web tools and platforms.

## **Voi siete qui (You are here)** — 2006

The first political-electoral test to help citizens find their way during elections.

Active from 2006 to 2016

2007

## **2008** — **Openpolitici**

All of the 130,000 elected politicians: from members of the EU Parliament to the tiniest Italian municipality. Updated from 2008 to 2019.

2009

2010

## **Openmunicipio** — 2011

The platform through which all the political and administrative activity of cities is documented in real time and contextualised. Updated from 2011 to 2017.

2012

2013

2014

2015


## **2016** — **Patrimoni trasparenti**

The website is dedicated to the MPs' and government members' asset declarations.

Active between 2016 and 2018.

-----

-----





## Partnership

We feel like we should share our works and paths not only with the community of citizens we are part of but also with other structures and entities working in the same fields. These collaborations multiply the impact of our work in a number of channels, countries and areas.



## The international networks we are part of

### European Data Journalism Network (Edjnet)

The network is made up of over 20 organisations among newsrooms and civil society entities, in different countries of the European Union, and produces contents in over 12 languages. The project's aim is to consolidate the spread of data-driven journalism regarding communitarian issues.

### Global Investigative Journalism Network (Gijn)

The network is made up of 177 organisations in 76 different countries and it brings together the main non profit organisations that deal with investigative journalism.

### Popolo Project

Openpolis contributes to the development and maintenance of the Popolo project, dedicated to the definition of standards for the exchange and reuse of figures about elective assemblies and political representatives.

# Collaborations



— FONDAZIONE —  
 **openpolis**